



PHILIPS

Education

Ultrasound Vascular

Learning for life

Customer training courses

Philips ultrasound education

In today's competitive and dynamic healthcare landscape, it is critical to use your medical systems to give you an advantage. Health professionals like you are looking for clinical education that ultimately helps you achieve enhanced patient care. We help you do that by increasing your use of advanced system features, instilling confidence in the quality of exams, enhancing workflow and productivity, fostering professional growth and teamwork, reducing operational costs and helping to eliminate errors and the need for repeat exams.

Philips ultrasound vascular courses

- > **Evaluation of Stents with Ultrasound** (VASC202)
 - > **Extracranial Vascular Duplex Imaging** (VASC205)
 - > **Arterial Duplex Imaging of the Extremities** (VASC207)
 - > **Advanced Customer Training Vascular EPIQ** (VASC222)
 - > **Fundamentals of Transcranial Doppler Imaging** (VASC270)
 - > **Transplant Doppler Assessment** (VASC300)
 - > **Abdominal Doppler Assessment** (VASC310)
 - > **Advanced Carotid Duplex Interpretation** (VASC320)
 - > **Venous Thrombosis and Thromboembolism** (VASC333)
 - > **Venous Insufficiency: Ultrasound Diagnosis and Disease Management** (VASC340)
 - > **Vascular Solution University** (VASC350)
 - > **Advanced Transcranial Doppler Imaging** (VASC370)
 - > **Ultrasound of Advanced Renovascular Disease** (VASC380)
- > **Vascular E-Learning Courses**

Contact your local sales representative or call **1-800-522-7022** to speak with an ultrasound clinical education resource specialist to register for a course.



Philips ultrasound vascular courses

Evaluation of Stents with Ultrasound (VASC202)

The full-day course for noninvasive vascular diagnosis specialists is developed to meet the increasing need to standardize performance protocols and diagnostic criteria for noninvasive vascular stent evaluations. The course includes lectures, interactive case study presentations and a hands-on scanning session.

Extracranial Vascular Duplex Imaging (VASC205)


This one-day course for noninvasive vascular ultrasound technologists is an ideal way for sonographers to learn how to image the carotid arteries. Lectures will provide essential background information and a supervised hands-on workshop that will help each attendee master the fundamentals of performing a carotid duplex scan.

Arterial Duplex Imaging of the Extremities (VASC207)

The one-day course is designed to help sonographers learn the basic skills necessary to begin scanning the major arteries of the arms, legs, and the distal abdominal aorta in the abdomen with ultrasound. This learning experience consists of lectures, demonstrations, and supervised hands-on sessions using live models. Lectures will explain arterial anatomy of the legs, arms, and the distal aorta, how an arterial exam is performed, as well as providing visual examples of arterial diseases.

Advanced Customer Training Vascular EPIQ (VASC222)

The one-day course introduces vascular-image optimization and acquisition on the EPIQ ultrasound system. The course will also cover a variety of advanced features, which improves diagnostic confidence and workflow. Educational material will be presented in the form of lectures as well as instructor-led, hands-on scanning sessions.



Philips ultrasound vascular courses

Fundamentals of Transcranial Doppler Imaging (VASC270)

This one-day program provides the basic skills needed for those with no prior experience to begin performing Transcranial Doppler Imaging (TCDI) exams. Those who take part in this course can expect to leave with a functional knowledge of examination techniques, general prerequisites, equipment, acoustic windows, vessel identification, normal Doppler imaging characteristics, diagnostic approach – depth and flow velocity criteria for a normal examination. Educational material will be presented in the form of detailed lectures as well as multiple supervised hands-on scanning sessions on our premium systems.

Transplant Doppler Assessment (VASC300)

This course will provide attendees the opportunity to spend a day with Dr. Leslie Scoutt who is widely recognized and published as an authority on abdominal Doppler assessment. She will share a blend of didactic and case study lecture to improve the skills of the attendees in evaluating the complex transplant. This course will cover the background, technique and anatomy, normal post-transplant findings, and the role of ultrasound in evaluation of the post-operative complications. These post-operative findings will cover both Doppler and grayscale findings to support the vascular sonographer and interpreting physician's understanding of these complex cases.

Abdominal Doppler Assessment (VASC310)

This comprehensive, one-day course focuses on Doppler interrogation of the abdominal vasculature. Beginning with the abdominal aortic outflow, we will discuss flow profiles of the major abdominal branches, detail the hepato-portal Doppler assessment, and conclude with inflow and venous return flow profiling.



Philips ultrasound vascular courses

Advanced Carotid Duplex Interpretation (VASC320)

During this physician-led, one-day course, attendees will review interpretation basics and observe multiple case studies that demonstrate unusual pathologies to help develop confidence in recognizing them. Common pitfalls will be explained to help reduce the likelihood of misinterpretation. This class offers a unique opportunity to focus on carotid duplex interpretation in an in-depth way.

Venous Thrombosis and Thromboembolism (VASC333)

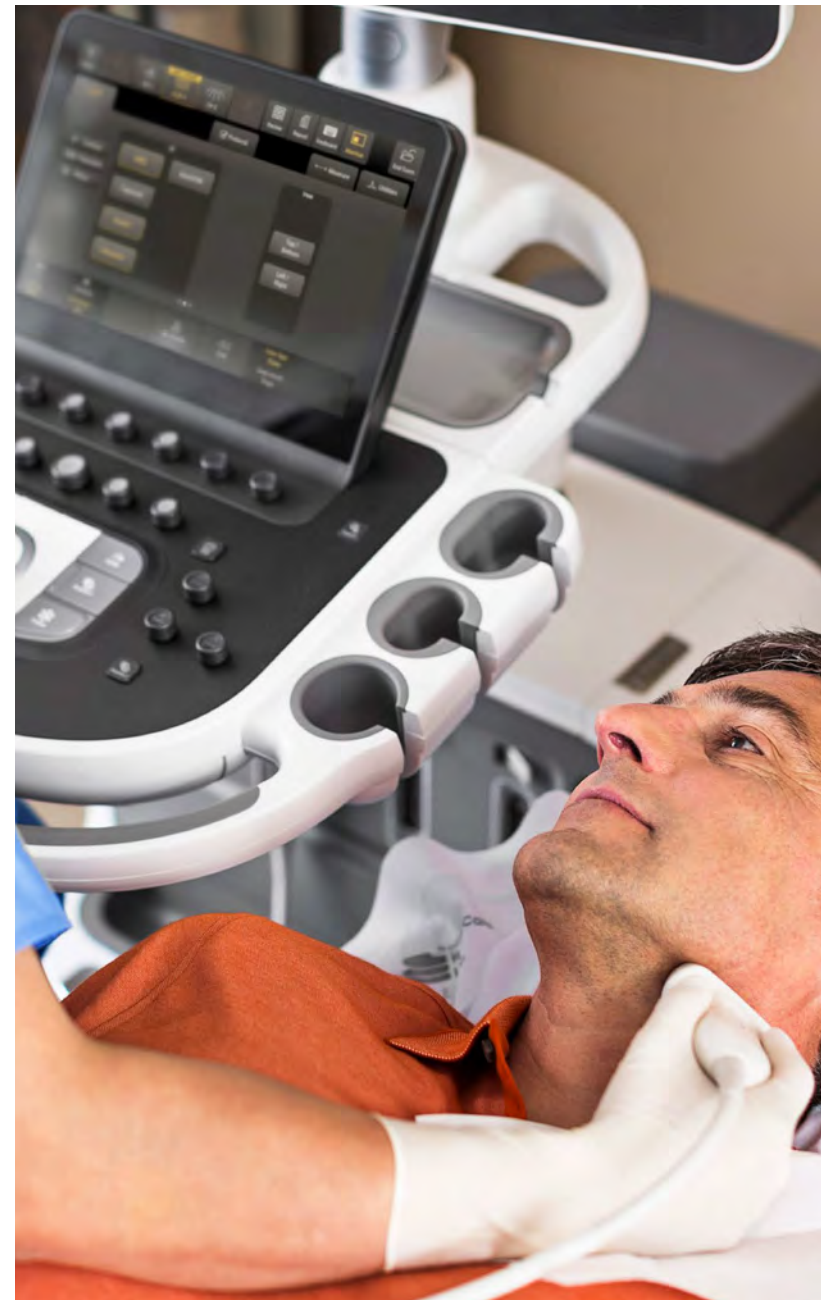
The one-day, physician-led course will be delivered through lectures, case studies and interactive hands-on sessions. Peripheral Venous Duplex sonography is a non-invasive method used to evaluate the venous anatomy of the limbs, the central veins of the head and neck, the pelvic veins and the inferior vena cava. This method of evaluation is a very useful tool for the identification of superficial and deep venous thrombosis, venous insufficiency assessment, and vein mapping for venous grafting.

Venous Insufficiency: Ultrasound Diagnosis and Disease Management (VASC340)

This full day course led by Mr. Brian Sapp, a pioneer of modern venous ultrasound, reviews the history, hemodynamics, pathophysiology, testing protocols, diagnostic criteria, considerations in disease management, and advanced interpretation through case studies of chronic venous insufficiency. This course includes discussion and case study of abdominal and pelvic venous involvement with lower extremity venous insufficiency and pelvic congestion syndrome.

Vascular Solutions University (VASC350)

During this two day course, you can expect on day 1 to receive in-depth training on operating skills and applications, acquisition and optimization, to ensure that you have the opportunity to explore and harness all the capabilities of the XL14-3 transducer and how to apply it to current workflows. During day 2, Muhammad Hasan, a preeminent vascular ultrasound expert will explore clinical scenarios/case studies in order to explore beyond the “how to” of these innovative technologies and to expose the clinical value of the XL14-3’s capabilities for improved accuracy, efficiency, and communication.



Philips ultrasound vascular courses

Advanced Transcranial Doppler Imaging (VASC370)

This one-day program provides the advanced skills needed for those with prior knowledge of performing Transcranial Doppler Imaging (TCDI). This course goes beyond the fundamentals to explore how TCDI is used in the identifying and monitoring of cerebral vasospasm, sickle cell disease, intraoperative monitoring, assessing for Brain Death, functional reserve testing as well as the diagnosis of PFO using TCDI bubble study. Educational material will be presented in the form of detailed lectures, correlative case studies as well as supervised hands-on scanning sessions.

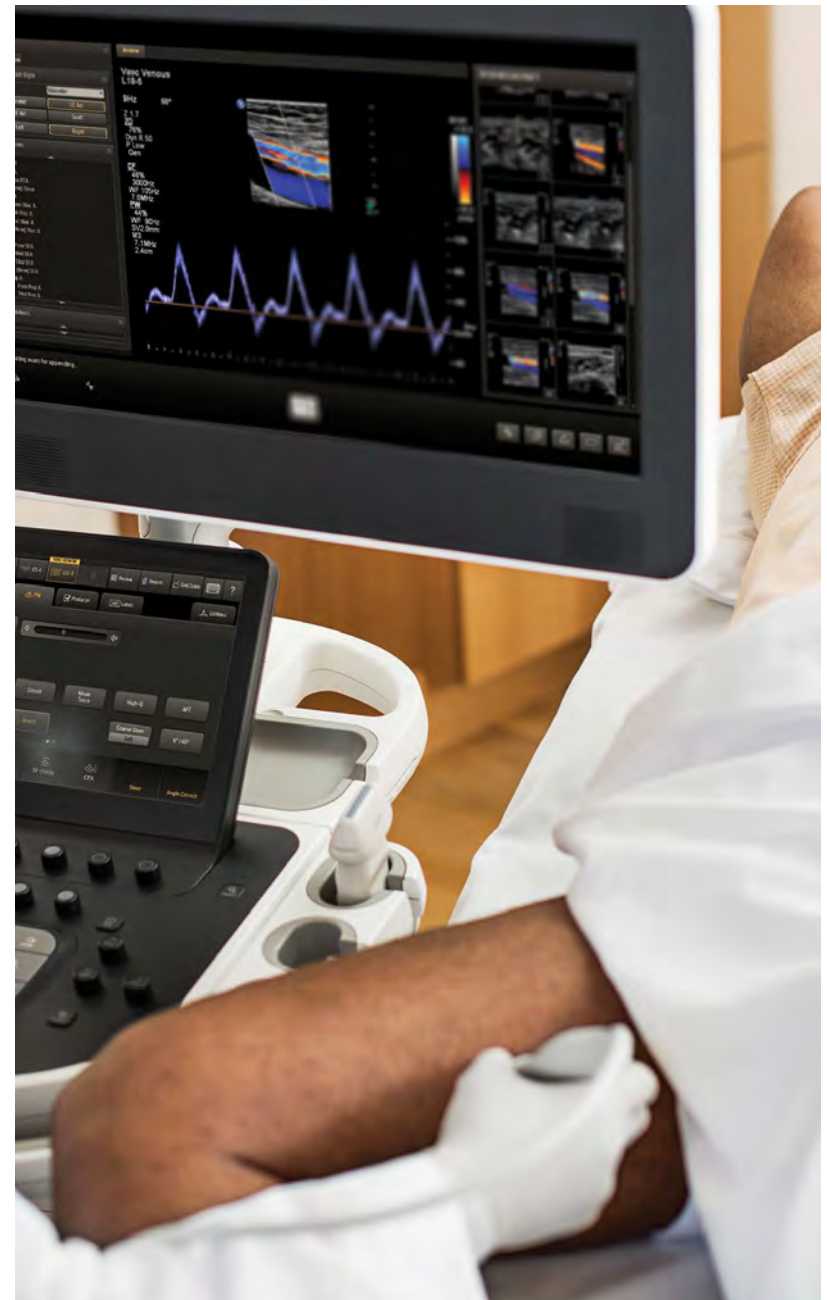
Ultrasound of Advanced Renovascular Disease (VASC380)

This full-day course for noninvasive vascular ultrasound technologists is developed to meet the increasing need to standardize performance protocols and diagnostic criteria for noninvasive evaluation of complex renal pathologies. Program topics include a brief review of renal anatomy and physiology, the pathophysiology and sonographic evaluation of renal artery stenosis, chronic and end-stage renal disease, dialysis access arterio-venous fistula evaluation and renal transplantation.

Vascular E-Learning Courses

Philips offers comprehensive online clinical education courses that are designed to support clinical excellence and increase use of advanced system features. These ASRT-approved modules are self-paced tutorials consisting of enlightening content and colorful images.

To view the list of online courses, go to
<https://www.learningconnection.philips.com/ultrasound>



Learn more about your ultrasound system

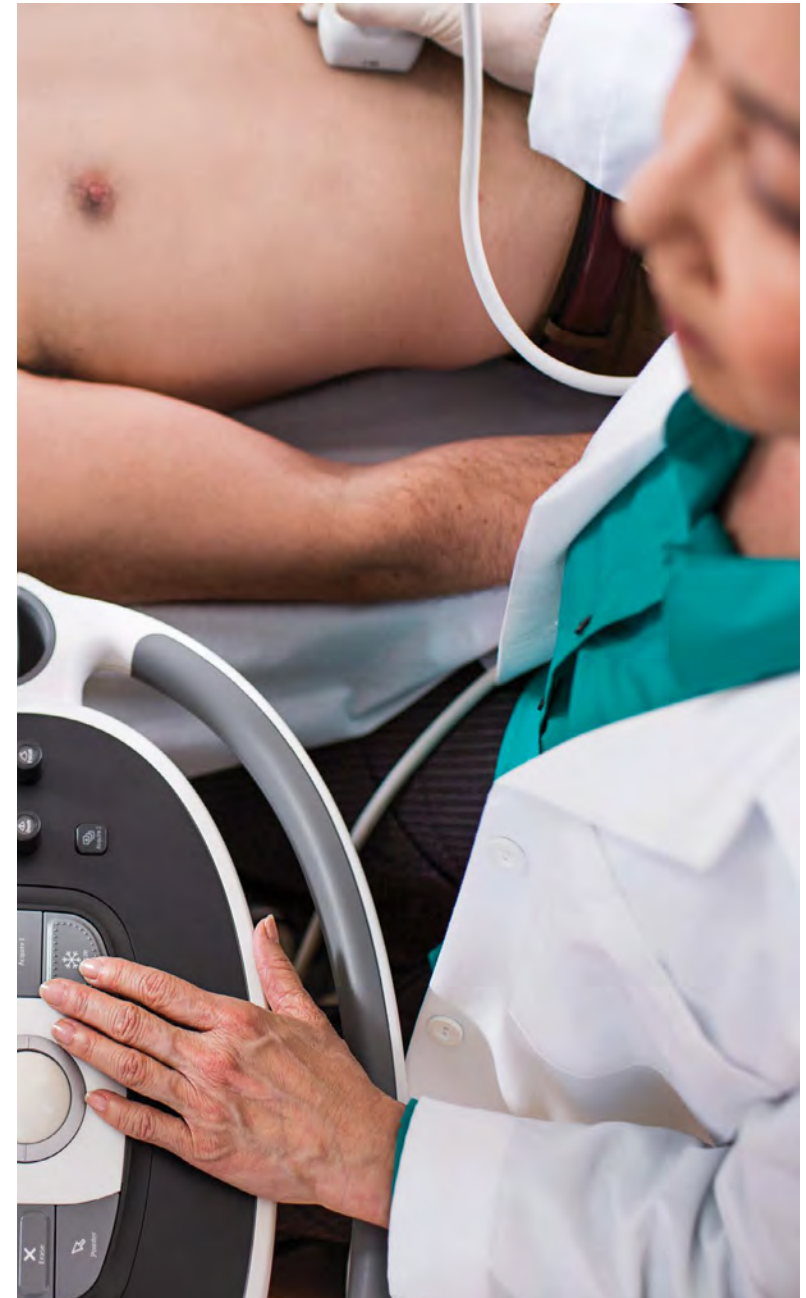
Philips Healthcare Education programs do more than keep your team competent with our latest technologies. Our people-focused learning programs motivate your staff and support their continuing education needs, helping them improve patient care. We see education as learning for life. Philips Education offers a wealth of education programs for all healthcare professionals:

Clinical Applications Education – learn basic and advanced system functionality and clinical solutions.

Clinical Continuing Education – gain first-hand knowledge from peer-to-peer clinical courses, clinical fellowships and seminars, and continuing online education.

We are pleased to offer a comprehensive selection of education courses that will ensure you have the skills and time to focus on what's most important – your patients. Be sure to register now to confirm your place.

View our full list of ultrasound education courses at
<https://www.learningconnection.philips.com/ultrasound>





View our full list of ultrasound education courses at
<https://www.learningconnection.philips.com/ultrasound>

Contact your local sales representative or call **1-800-522-7022** to speak with
an ultrasound clinical education resource specialist to register for a course.